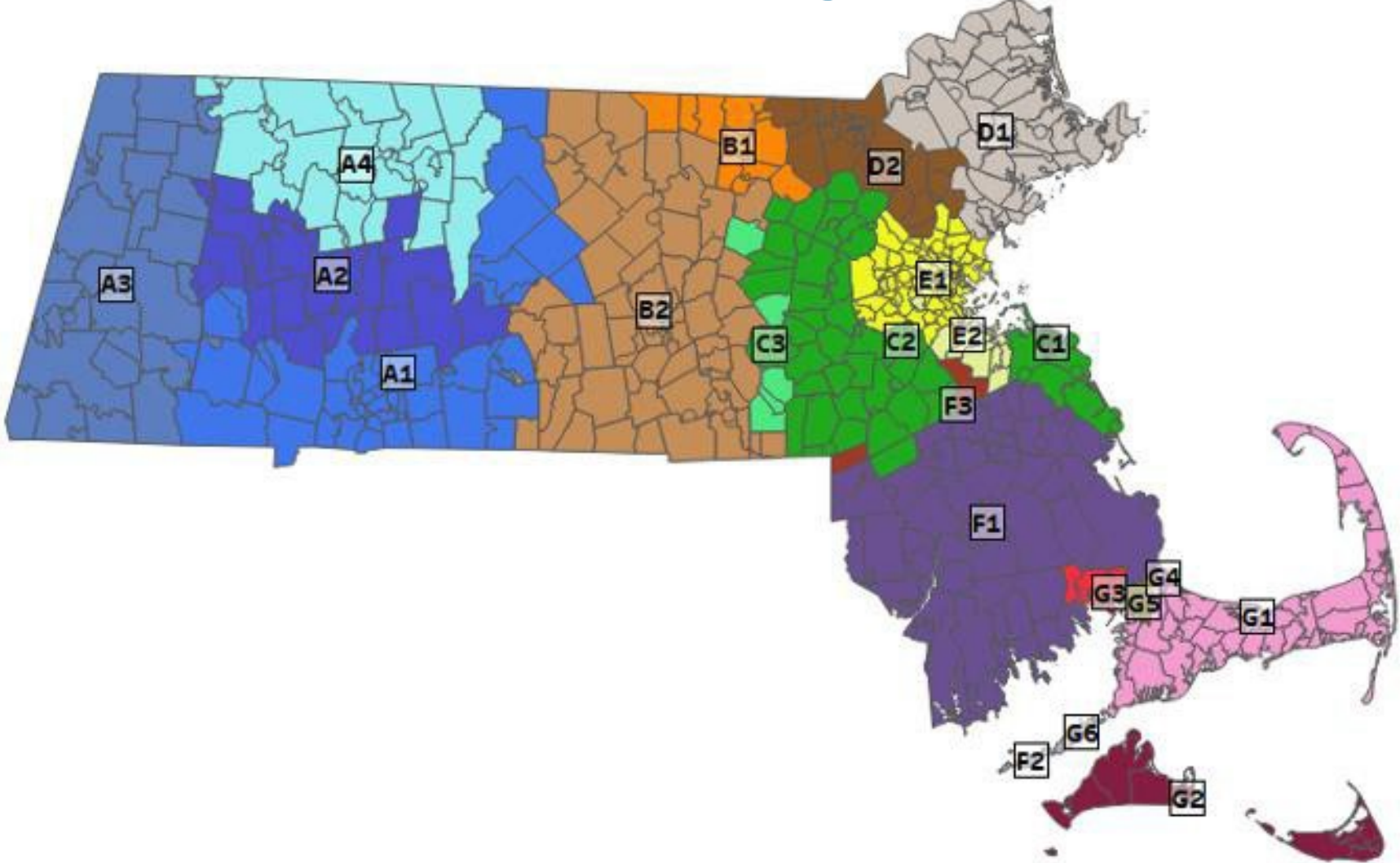


PY 2025 ConnectorCare Region Map



PY 2025 ConnectorCare Enrollee Contributions (page 1 of 2)

Region A1		Enrollee Premium Contribution by Plan Type						
		1	2A	2B	3A	3B	3C	3D
1	WellSense	\$0	\$0	\$51	\$99	\$147	\$226	\$264
2	Fallon	\$0	\$0	\$51	\$99	\$165	\$256	\$295
3	Tufts Direct	\$0	\$0	\$51	\$99	\$180	\$274	\$312
4	HNE	\$71	\$69	\$117	\$216	\$303	\$400	\$440
5	HPHC	\$241	\$236	\$273	\$337	\$421	\$502	\$544
6	MGBHP - Complete	\$273	\$267	\$306	\$370	\$454	\$535	\$578
7	BCBS	\$283	\$277	\$316	\$380	\$464	\$545	\$588
8	United	\$502	\$492	\$540	\$607	\$694	\$770	\$817

Region B1		Enrollee Premium Contribution by Plan Type						
		1	2A	2B	3A	3B	3C	3D
1	WellSense	\$0	\$0	\$51	\$99	\$147	\$226	\$264
2	Fallon	\$0	\$0	\$51	\$99	\$153	\$233	\$271
3	Tufts Direct	\$29	\$28	\$65	\$141	\$208	\$289	\$328
4	MGBHP - Select	\$79	\$75	\$132	\$231	\$302	\$385	\$428
5	HPHC	\$264	\$252	\$291	\$353	\$422	\$488	\$533
6	MGBHP - Complete	\$318	\$303	\$344	\$407	\$476	\$540	\$586
7	BCBS	\$351	\$334	\$377	\$440	\$510	\$572	\$619
8	United	\$536	\$510	\$562	\$626	\$698	\$752	\$804

Region A2		Enrollee Premium Contribution by Plan Type						
		1	2A	2B	3A	3B	3C	3D
1	WellSense	\$0	\$0	\$51	\$99	\$147	\$226	\$264
2	Tufts Direct	\$0	\$0	\$51	\$99	\$161	\$266	\$312
3	HNE	\$61	\$60	\$104	\$198	\$284	\$392	\$440
4	HPHC	\$223	\$218	\$255	\$318	\$402	\$494	\$544
5	MGBHP - Complete	\$255	\$250	\$287	\$351	\$435	\$527	\$578
6	BCBS	\$264	\$259	\$298	\$361	\$445	\$537	\$588
7	United	\$484	\$474	\$522	\$588	\$675	\$762	\$817

Region B2		Enrollee Premium Contribution by Plan Type						
		1	2A	2B	3A	3B	3C	3D
1	WellSense	\$0	\$0	\$51	\$99	\$147	\$226	\$264
2	Fallon	\$0	\$0	\$51	\$99	\$153	\$233	\$271
3	Tufts Direct	\$29	\$28	\$65	\$141	\$208	\$289	\$328
4	HPHC	\$264	\$252	\$291	\$353	\$422	\$488	\$533
5	MGBHP - Complete	\$318	\$303	\$344	\$407	\$476	\$540	\$586
6	BCBS	\$351	\$334	\$377	\$440	\$510	\$572	\$619
7	United	\$536	\$510	\$562	\$626	\$698	\$752	\$804

Region A3		Enrollee Premium Contribution by Plan Type						
		1	2A	2B	3A	3B	3C	3D
1	Fallon	\$0	\$0	\$51	\$99	\$147	\$226	\$264
2	Tufts Direct	\$0	\$0	\$51	\$99	\$162	\$243	\$282
3	HNE	\$61	\$60	\$106	\$201	\$282	\$369	\$410
4	HPHC	\$111	\$108	\$175	\$293	\$379	\$472	\$514
5	MGBHP - Complete	\$253	\$248	\$287	\$351	\$431	\$504	\$547
6	BCBS	\$263	\$258	\$298	\$361	\$441	\$515	\$557
7	United	\$482	\$472	\$522	\$588	\$671	\$739	\$786

Region C1		Enrollee Premium Contribution by Plan Type						
		1	2A	2B	3A	3B	3C	3D
1	WellSense	\$0	\$0	\$51	\$99	\$147	\$226	\$264
2	Tufts Direct	\$0	\$0	\$51	\$99	\$162	\$266	\$308
3	MGBHP - Select	\$78	\$75	\$124	\$225	\$310	\$416	\$458
4	HPHC	\$315	\$303	\$341	\$405	\$484	\$569	\$611
5	MGBHP - Complete	\$319	\$307	\$345	\$410	\$489	\$574	\$615
6	BCBS	\$402	\$387	\$428	\$493	\$572	\$654	\$695
7	United	\$580	\$559	\$606	\$673	\$751	\$826	\$867

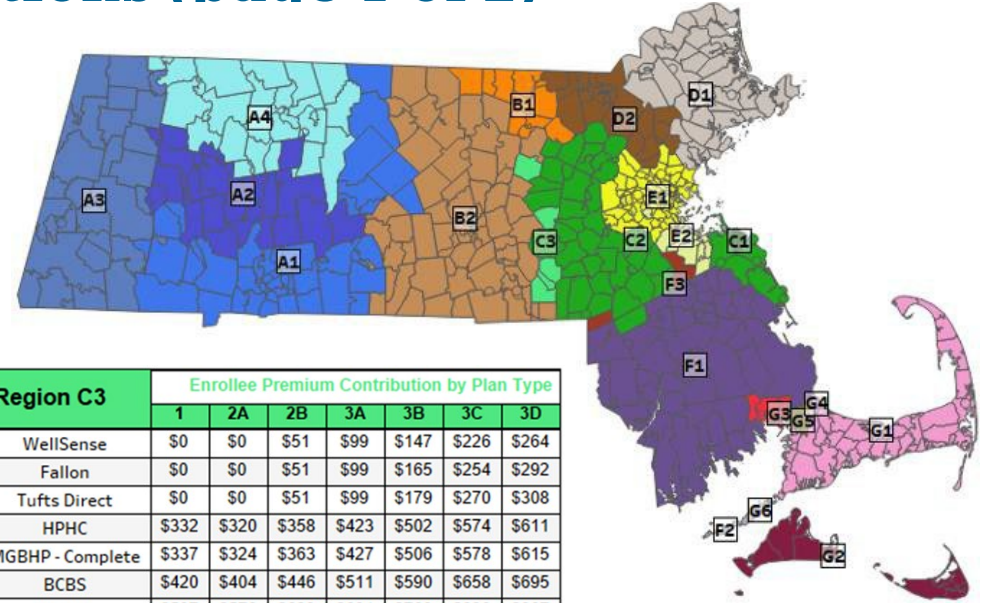
Region A4		Enrollee Premium Contribution by Plan Type						
		1	2A	2B	3A	3B	3C	3D
1	Tufts Direct	\$0	\$0	\$51	\$99	\$147	\$226	\$264
2	HNE	\$10	\$11	\$51	\$99	\$177	\$282	\$392
3	HPHC	\$60	\$59	\$103	\$188	\$274	\$384	\$496
4	MGBHP - Complete	\$151	\$150	\$184	\$242	\$325	\$417	\$529
5	BCBS	\$161	\$160	\$194	\$252	\$335	\$427	\$540
6	United	\$380	\$375	\$419	\$479	\$565	\$652	\$768

Region C2		Enrollee Premium Contribution by Plan Type						
		1	2A	2B	3A	3B	3C	3D
1	WellSense	\$0	\$0	\$51	\$99	\$147	\$226	\$264
2	Fallon	\$0	\$0	\$51	\$99	\$165	\$254	\$292
3	Tufts Direct	\$0	\$0	\$51	\$99	\$179	\$270	\$308
4	MGBHP - Select	\$87	\$83	\$136	\$242	\$327	\$420	\$458
5	HPHC	\$332	\$320	\$358	\$423	\$502	\$574	\$611
6	MGBHP - Complete	\$337	\$324	\$363	\$427	\$506	\$578	\$615
7	BCBS	\$420	\$404	\$446	\$511	\$590	\$668	\$695
8	United	\$597	\$576	\$623	\$691	\$768	\$830	\$867

Region C3		Enrollee Premium Contribution by Plan Type						
		1	2A	2B	3A	3B	3C	3D
1	WellSense	\$0	\$0	\$51	\$99	\$147	\$226	\$264
2	Fallon	\$0	\$0	\$51	\$99	\$165	\$254	\$292
3	Tufts Direct	\$0	\$0	\$51	\$99	\$179	\$270	\$308
4	HPHC	\$332	\$320	\$358	\$423	\$502	\$574	\$611
5	MGBHP - Complete	\$337	\$324	\$363	\$427	\$506	\$578	\$615
6	BCBS	\$420	\$404	\$446	\$511	\$590	\$658	\$695
7	United	\$597	\$576	\$623	\$691	\$768	\$830	\$867

Region D1		Enrollee Premium Contribution by Plan Type						
		1	2A	2B	3A	3B	3C	3D
1	WellSense	\$0	\$0	\$51	\$99	\$147	\$226	\$264
2	Tufts Direct	\$0	\$0	\$51	\$99	\$162	\$265	\$307
3	MGBHP - Select	\$70	\$69	\$115	\$212	\$298	\$405	\$446
4	MGBHP - Complete	\$288	\$283	\$322	\$384	\$465	\$553	\$596
5	HPHC	\$333	\$328	\$368	\$430	\$512	\$599	\$641
6	BCBS	\$376	\$370	\$412	\$474	\$556	\$641	\$684
7	United	\$512	\$505	\$553	\$615	\$698	\$778	\$821

Region D2		Enrollee Premium Contribution by Plan Type						
		1	2A	2B	3A	3B	3C	3D
1	WellSense	\$0	\$0	\$51	\$99	\$147	\$226	\$264
2	Fallon	\$0	\$0	\$51	\$99	\$166	\$250	\$288
3	Tufts Direct	\$0	\$0	\$51	\$100	\$183	\$269	\$307
4	MGBHP - Select	\$80	\$78	\$130	\$233	\$319	\$408	\$446
5	MGBHP - Complete	\$308	\$303	\$343	\$405	\$486	\$557	\$596
6	HPHC	\$353	\$348	\$389	\$451	\$533	\$602	\$641
7	BCBS	\$396	\$390	\$433	\$495	\$577	\$645	\$684
8	United	\$533	\$524	\$573	\$636	\$718	\$782	\$821



PY 2025 ConnectorCare Enrollee Contributions (page 2 of 2)

Region E1		Enrollee Premium Contribution by Plan Type						
		1	2A	2B	3A	3B	3C	3D
1	WellSense	\$0	\$0	\$51	\$99	\$147	\$226	\$264
2	Fallon	\$0	\$0	\$51	\$99	\$164	\$261	\$299
3	Tufts Direct	\$0	\$0	\$51	\$99	\$172	\$270	\$308
4	MGBHP - Select	\$96	\$96	\$154	\$264	\$349	\$450	\$487
5	HPHC	\$334	\$335	\$375	\$435	\$513	\$591	\$627
6	MGBHP - Complete	\$353	\$354	\$395	\$455	\$532	\$609	\$645
7	BCBS	\$406	\$407	\$450	\$509	\$587	\$662	\$697
8	United	\$600	\$601	\$652	\$711	\$787	\$854	\$888

Region E2		Enrollee Premium Contribution by Plan Type						
		1	2A	2B	3A	3B	3C	3D
1	WellSense	\$0	\$0	\$51	\$99	\$147	\$226	\$264
2	Tufts Direct	\$0	\$0	\$51	\$99	\$162	\$266	\$308
3	MGBHP - Select	\$91	\$91	\$147	\$253	\$338	\$445	\$487
4	HPHC	\$323	\$324	\$364	\$424	\$502	\$586	\$627
5	MGBHP - Complete	\$342	\$343	\$383	\$444	\$521	\$604	\$645
6	BCBS	\$395	\$396	\$439	\$498	\$576	\$657	\$697
7	United	\$589	\$591	\$641	\$700	\$776	\$849	\$888

Region F1		Enrollee Premium Contribution by Plan Type						
		1	2A	2B	3A	3B	3C	3D
1	WellSense	\$0	\$0	\$51	\$99	\$147	\$226	\$264
2	Fallon	\$0	\$0	\$51	\$99	\$164	\$260	\$299
3	Tufts Direct	\$0	\$0	\$51	\$99	\$172	\$269	\$308
4	MGBHP - Select	\$96	\$92	\$148	\$258	\$347	\$444	\$489
5	HPHC	\$345	\$333	\$371	\$435	\$522	\$593	\$642
6	MGBHP - Complete	\$351	\$338	\$377	\$441	\$528	\$599	\$647
7	BCBS	\$405	\$391	\$431	\$496	\$583	\$651	\$702
8	United	\$545	\$526	\$571	\$637	\$727	\$788	\$842

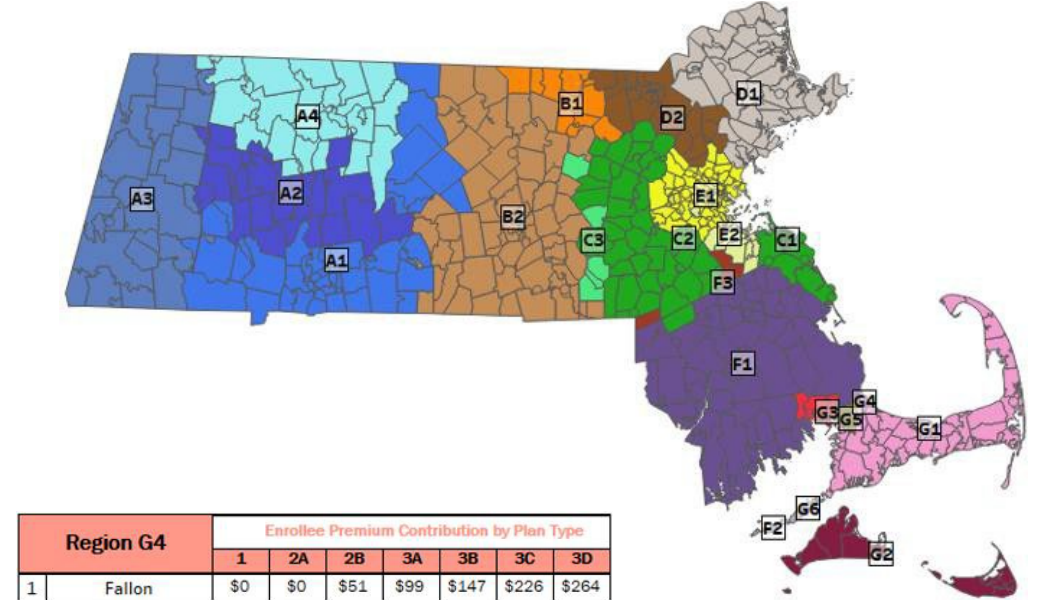
Region F2		Enrollee Premium Contribution by Plan Type						
		1	2A	2B	3A	3B	3C	3D
1	MGBHP - Select	\$0	\$0	\$51	\$99	\$147	\$226	\$264
2	HPHC	\$0	\$0	\$51	\$99	\$156	\$265	\$405
3	MGBHP - Complete	\$3	\$3	\$51	\$99	\$162	\$270	\$410
4	BCBS	\$30	\$29	\$59	\$133	\$213	\$323	\$465
5	United	\$201	\$194	\$227	\$290	\$374	\$460	\$605

Region F3		Enrollee Premium Contribution by Plan Type						
		1	2A	2B	3A	3B	3C	3D
1	WellSense	\$0	\$0	\$51	\$99	\$147	\$226	\$264
2	Tufts Direct	\$0	\$0	\$51	\$99	\$162	\$265	\$308
3	MGBHP - Select	\$91	\$88	\$141	\$248	\$337	\$444	\$489
4	HPHC	\$335	\$323	\$361	\$425	\$511	\$595	\$642
5	MGBHP - Complete	\$340	\$328	\$366	\$431	\$517	\$601	\$648
6	BCBS	\$395	\$381	\$420	\$485	\$573	\$655	\$702
7	United	\$535	\$516	\$561	\$627	\$717	\$794	\$843

Region G1		Enrollee Premium Contribution by Plan Type						
		1	2A	2B	3A	3B	3C	3D
1	WellSense	\$0	\$0	\$51	\$99	\$147	\$226	\$264
2	Tufts Direct	\$0	\$0	\$51	\$99	\$162	\$266	\$307
3	HPHC	\$170	\$172	\$265	\$411	\$502	\$612	\$657
4	MGBHP - Complete	\$362	\$366	\$414	\$475	\$556	\$634	\$680
5	BCBS	\$376	\$380	\$429	\$490	\$570	\$648	\$694
6	United	\$519	\$524	\$581	\$642	\$723	\$793	\$840

Region G2		Enrollee Premium Contribution by Plan Type						
		1	2A	2B	3A	3B	3C	3D
1	MGBHP - Select	\$0	\$0	\$51	\$99	\$147	\$226	\$264
2	HPHC	\$0	\$0	\$51	\$99	\$156	\$265	\$405
3	MGBHP - Complete	\$11	\$11	\$51	\$100	\$178	\$287	\$427
4	BCBS	\$18	\$18	\$51	\$113	\$191	\$301	\$441
5	United	\$178	\$180	\$217	\$278	\$358	\$446	\$588

Region G3		Enrollee Premium Contribution by Plan Type						
		1	2A	2B	3A	3B	3C	3D
1	Fallon	\$0	\$0	\$51	\$99	\$147	\$226	\$264
2	WellSense	\$0	\$0	\$51	\$99	\$149	\$228	\$266
3	Tufts Direct	\$0	\$0	\$51	\$123	\$186	\$270	\$309
4	MGBHP - Select	\$115	\$116	\$193	\$310	\$377	\$463	\$504
5	HPHC	\$381	\$385	\$435	\$496	\$557	\$616	\$659
6	MGBHP - Complete	\$403	\$407	\$458	\$520	\$581	\$638	\$682
7	BCBS	\$416	\$420	\$473	\$534	\$595	\$652	\$695
8	United	\$559	\$565	\$625	\$686	\$748	\$797	\$842



Region G4		Enrollee Premium Contribution by Plan Type						
		1	2A	2B	3A	3B	3C	3D
1	Fallon	\$0	\$0	\$51	\$99	\$147	\$226	\$264
2	WellSense	\$0	\$0	\$51	\$99	\$149	\$228	\$266
3	Tufts Direct	\$0	\$0	\$51	\$123	\$186	\$270	\$309
4	HPHC	\$381	\$385	\$435	\$496	\$557	\$616	\$659
5	MGBHP - Complete	\$403	\$407	\$458	\$520	\$581	\$638	\$682
6	BCBS	\$416	\$420	\$473	\$534	\$595	\$652	\$695
7	United	\$559	\$565	\$625	\$686	\$748	\$797	\$842

Region G5		Enrollee Premium Contribution by Plan Type						
		1	2A	2B	3A	3B	3C	3D
1	WellSense	\$0	\$0	\$51	\$99	\$147	\$226	\$264
2	Tufts Direct	\$0	\$0	\$51	\$99	\$162	\$266	\$307
3	MGBHP - Select	\$95	\$96	\$156	\$266	\$353	\$459	\$502
4	HPHC	\$341	\$344	\$391	\$452	\$533	\$612	\$657
5	MGBHP - Complete	\$362	\$366	\$414	\$475	\$556	\$634	\$680
6	BCBS	\$376	\$380	\$429	\$490	\$570	\$648	\$694
7	United	\$519	\$524	\$581	\$642	\$723	\$793	\$840

Region G6		Enrollee Premium Contribution by Plan Type						
		1	2A	2B	3A	3B	3C	3D
1	HPHC	\$0	\$0	\$51	\$99	\$147	\$226	\$264
2	MGBHP - Complete	\$0	\$0	\$51	\$99	\$165	\$248	\$286
3	BCBS	\$0	\$0	\$51	\$99	\$177	\$262	\$300
4	United	\$78	\$79	\$132	\$235	\$321	\$407	\$447